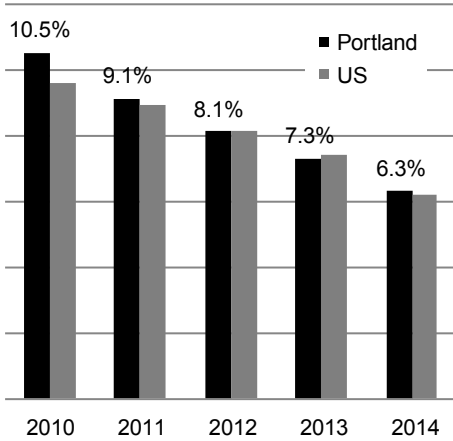


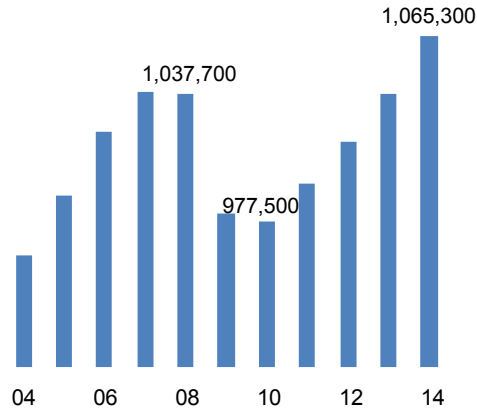
**Unemployment Rate**

Annual : Portland Metro and US



**Employment**

Annual : Portland Metro and US



**Labor Trends**

The unemployment rate in 2014 was 6.3 percent, one percentage point lower than the 2013 rate.

The Portland Metro region averaged 1,065,300 jobs in 2014. The region has created 92,100 jobs over the last five years, representing 9.5 percent growth.

**Employment by City**

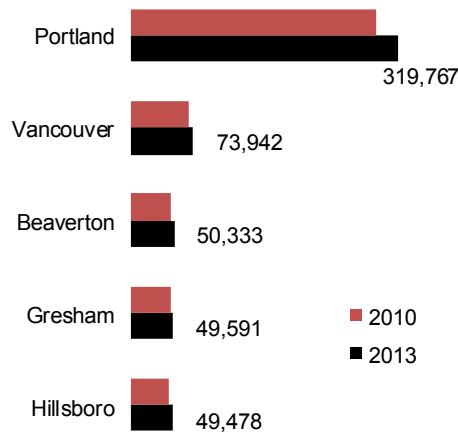
The US Census tracks employment by the city where workers live, giving us the ability to see which communities are benefitting the most in this economic recovery.

From 2010 to 2013, the City of Portland added about 28,000 workers. The smaller cities of Vancouver, Beaverton and Hillsboro each added about 5,000 workers. Gresham added only 2,300 workers.

On a percentage basis, Hillsboro's employed population grew by an impressive 10 percent. Beaverton and Portland were close behind Hillsboro at nine percent. The cities of Vancouver and Gresham grew at a noticeably slower rate.

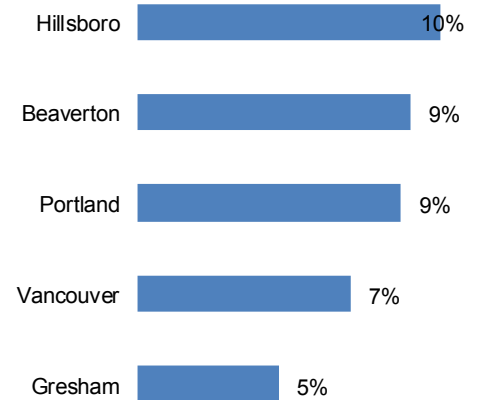
**Employment by City**

Employment by Residence - 2010 & 2013



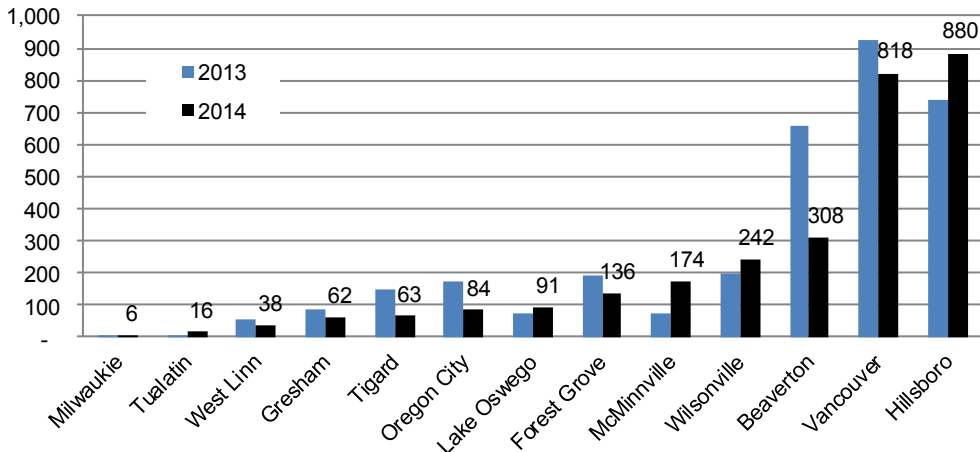
**Employment Growth by City**

Employment by Residence - 2010 to 2013



**Construction Building by City**

Residential construction building permit units - 2013 and 2014



**City Construction Trends**

The City of Portland saw slightly over 5,000 residential building permits in 2014. The next 13 largest cities in the region had about 3,000 permits combined.

Focusing on these mid size cities in the region reveals some interesting trends. Vancouver and Hillsboro stand out with strong growth. While Gresham, with about the same population as Hillsboro, is experiencing very little construction growth.

**Want to join the distribution list?  
Have questions? E-mail me!**

Christian Kaylor  
Christian.R.Kaylor@oregon.gov