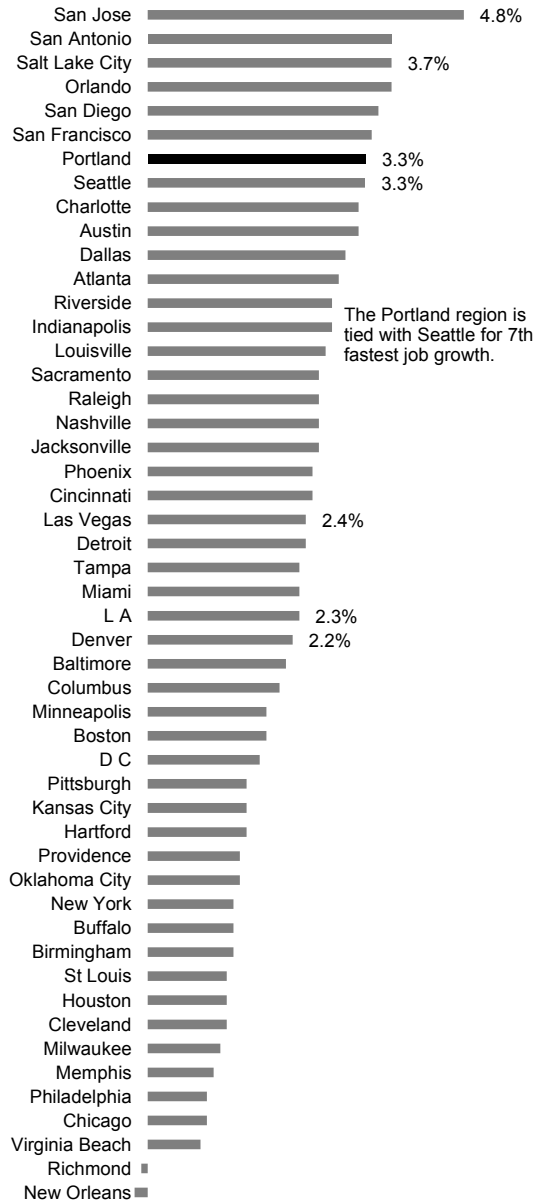


**Job Growth by Metro**

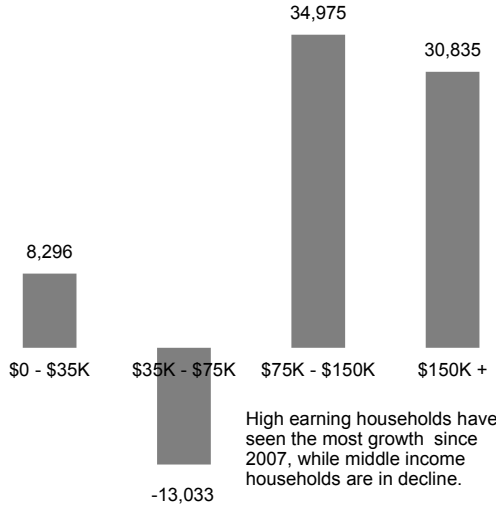
50 Largest Metros : Sept 2014 to Sept 2015



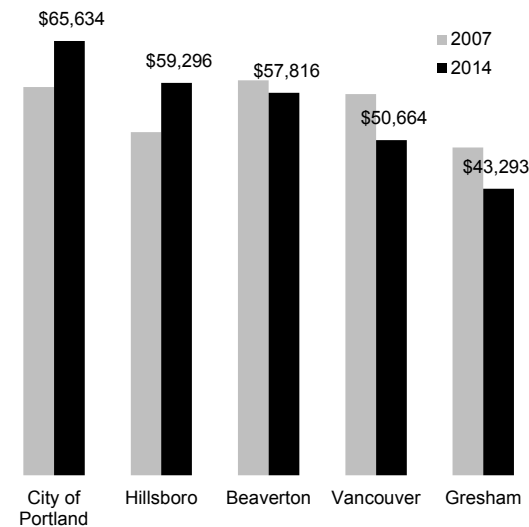
The Portland region is tied with Seattle for 7th fastest job growth.

**Households by Income**

Portland Metro : Growth from 2007 to 2014



**Average Earnings by City**

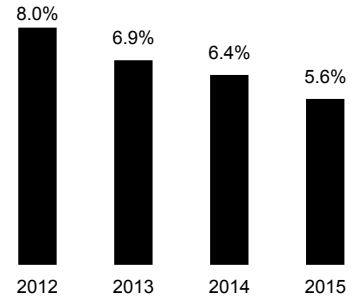


Workers living in Portland and Hillsboro have enjoyed wage growth as other local cities have seen wages decline.

**EMPLOYMENT TRENDS**

**September Unemployment Rate**

Portland Metro - Seasonally adjusted



**Employment Growth**

Portland Metro

Sept 2015      **1,120,600**  
Growth            +39,100 (+3.6%)  
Year-over-year

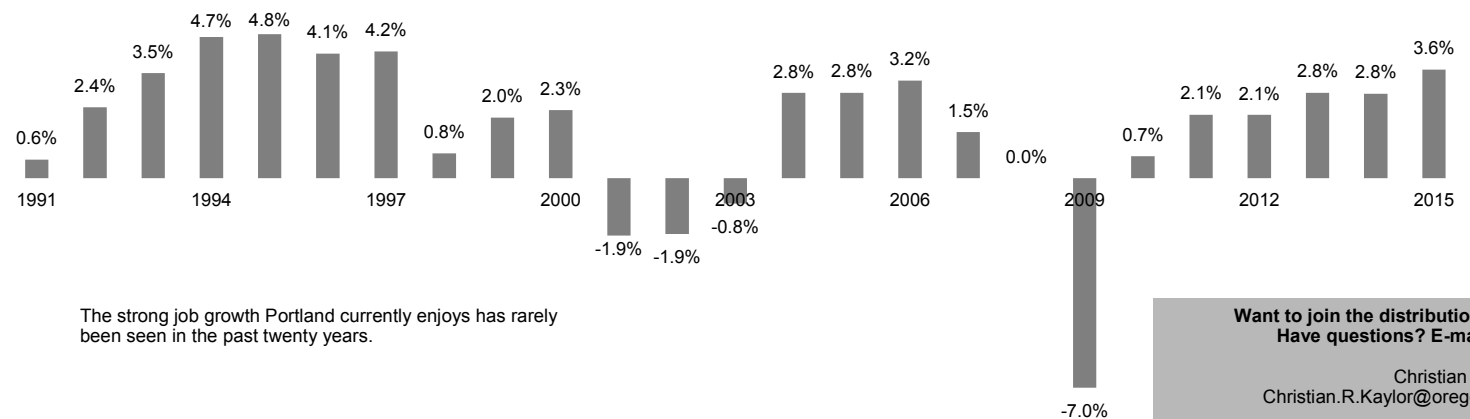
**Industry Growth**

Portland Metro - September  
Year-over year growth (percentage)

Leisure & Hospitality	+6,400 (+5.8%)
Professional & Business Services	+8,600 (+5.1%)
Information	+1,000 (+4.2%)
Healthcare & Social Assistance	+5,000 (+4.0%)
Transportation & Warehousing	+1,300 (+3.9%)
Manufacturing	+3,600 (+3.0%)
Construction	+1,400 (+2.5%)
Financial Activities	+200 (+0.3%)

**Job Growth**

Portland Metro 1991 to 2015



The strong job growth Portland currently enjoys has rarely been seen in the past twenty years.

**Want to join the distribution list?**  
**Have questions? E-mail me!**

Christian Kaylor  
Christian.R.Kaylor@oregon.gov