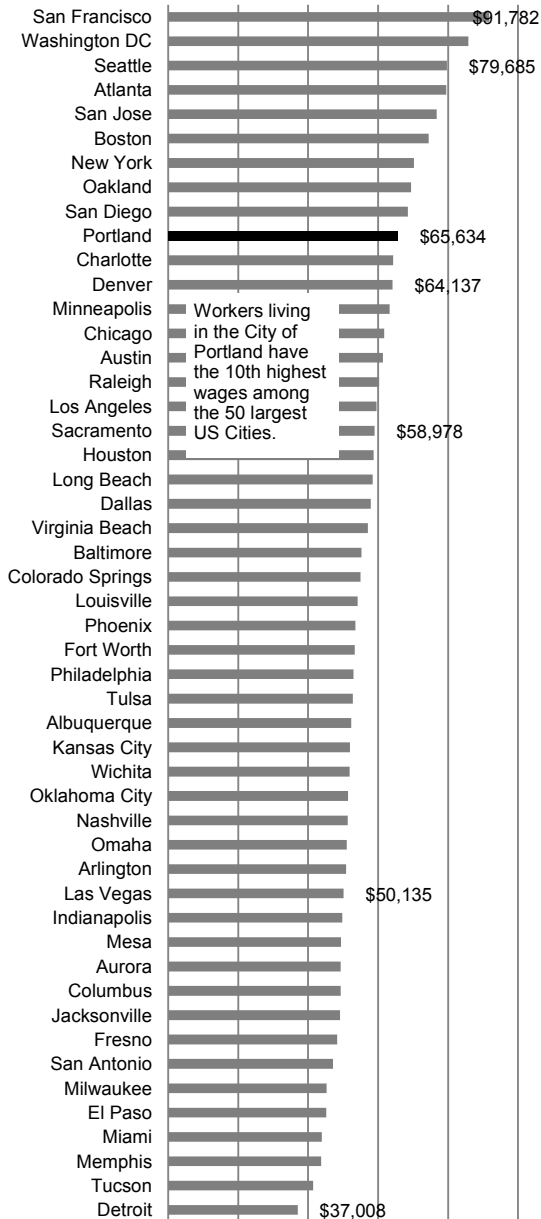


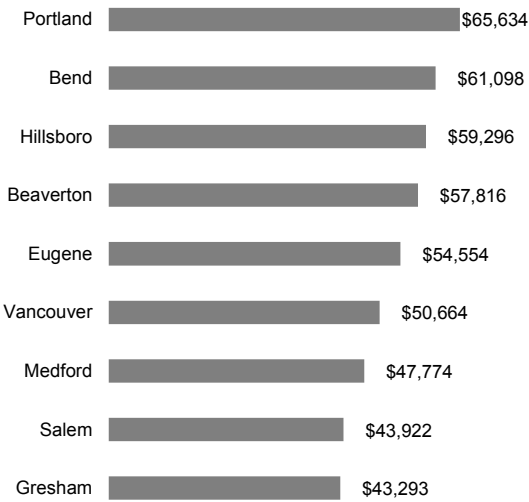
Wages by US City

Earnings of Full Time Workers - 50 Largest Cities



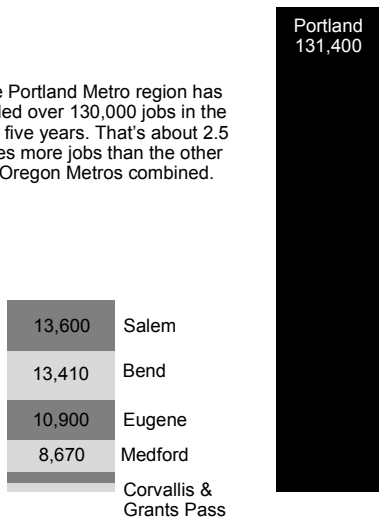
Wages by City in Oregon

Earnings of Full Time Workers



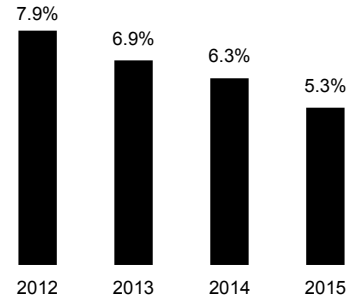
Employment Growth by Oregon Metro
2010 to 2015

The Portland Metro region has added over 130,000 jobs in the last five years. That's about 2.5 times more jobs than the other six Oregon Metros combined.



EMPLOYMENT TRENDS

October Unemployment Rate
Portland Metro - Seasonally adjusted



Employment Growth
Portland Metro

Oct 2015 1,127,100
Growth +35,300 (+3.2%)
Year-over-year

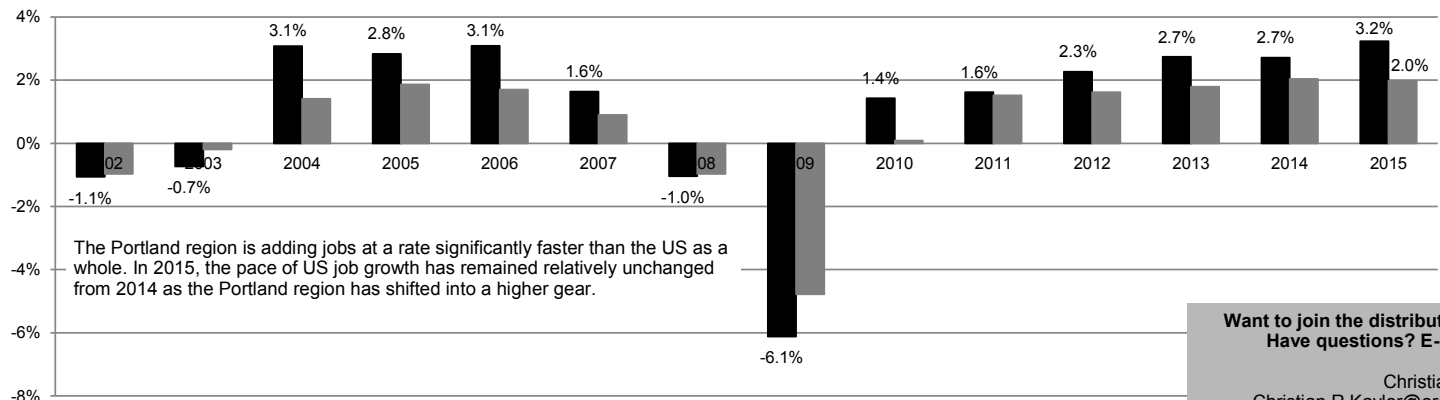
Industry Growth

Portland Metro - October
Year-over year growth (percentage)

Leisure & Hospitality	+4,500 (+4.2%)
Professional & Business Services	+6,800 (+4.0%)
Healthcare & Social Assistance	+6,300 (+4.0%)
Construction	+2,100 (+3.8%)
Manufacturing	+2,900 (+2.4%)
Financial Activities	+1,400 (+2.2%)
Information	+500 (+2.1%)
Transportation & Warehousing	+400 (+1.2%)

Job Growth - Portland Metro vs. US

2002 to 2015



Want to join the distribution list?
Have questions? E-mail me!

Christian Kaylor
Christian.R.Kaylor@oregon.gov