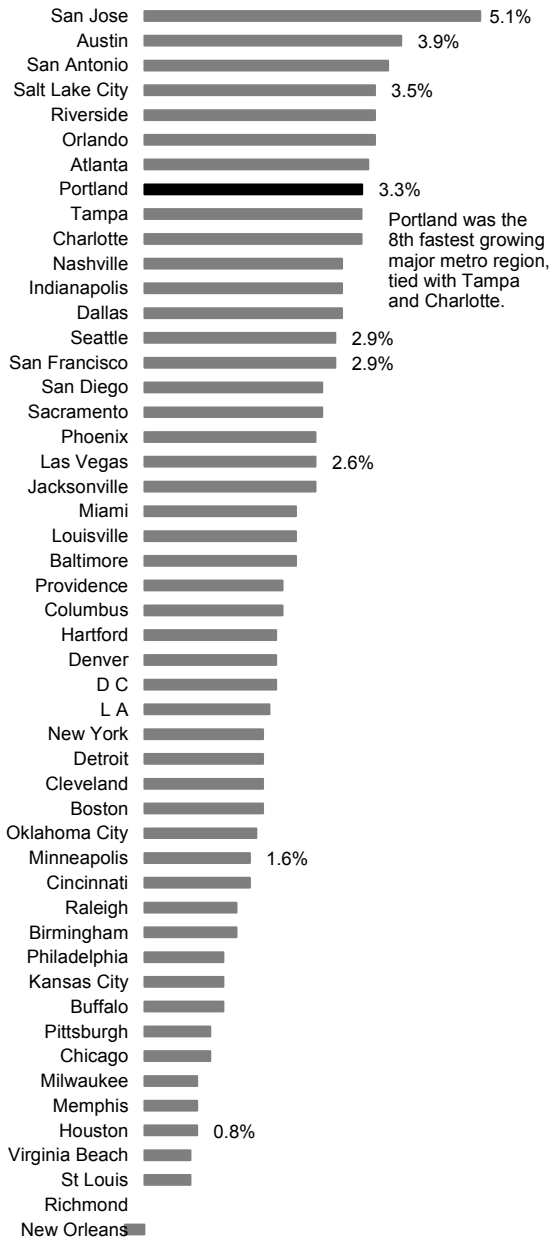


Job Growth by Metro

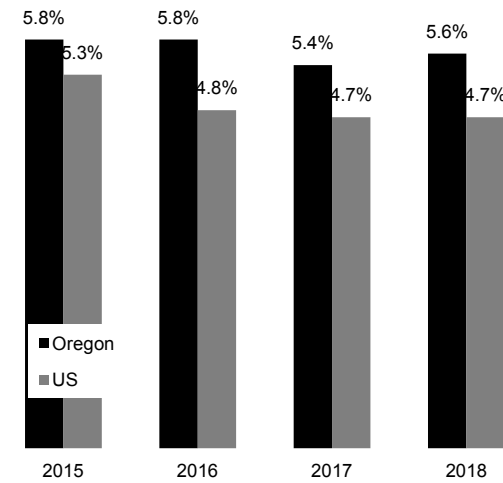
50 Largest Metros : November 2014 to November 2015



Portland was the 8th fastest growing major metro region, tied with Tampa and Charlotte.

Unemployment Rate Forecast

Oregon and US

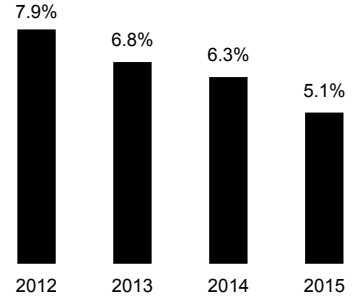


Source: Federal Reserve Bank of Philadelphia, Survey of Professional Forecasters and the Oregon Office of Economic Analysis

EMPLOYMENT TRENDS

November Unemployment Rate

Portland Metro - Seasonally adjusted



Employment Growth

Portland Metro

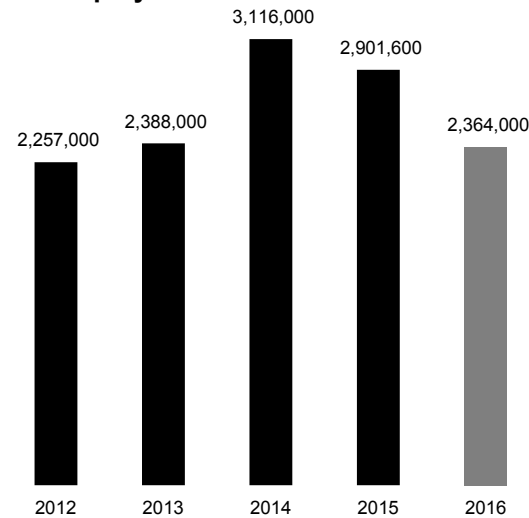
Nov 2015 **1,133,600**
Growth +35,900 (+3.3%)
Year-over-year

Industry Growth

Portland Metro - November
Year-over year growth (percentage)

Leisure & Hospitality	+4,800 (+4.4%)
Healthcare & Social Assistance	+5,600 (+4.3%)
Construction	+2,100 (+3.8%)
Transportation & Warehousing	+1,300 (+3.8%)
Professional & Business Services	+6,100 (+3.6%)
Manufacturing	+2,800 (+2.4%)
Information	+500 (+2.1%)
Financial Activities	+1,100 (+1.7%)

US Employment Growth Forecast

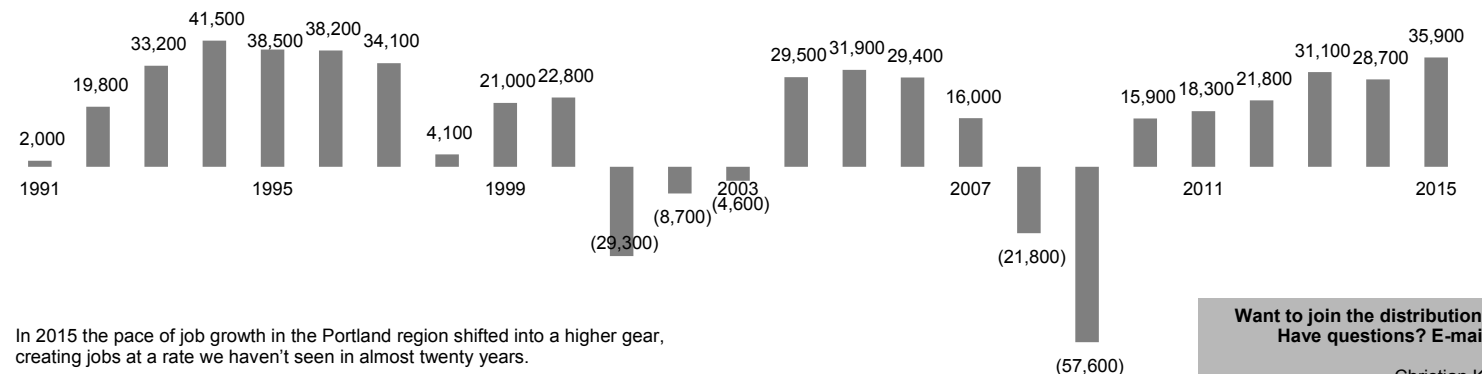


US employment growth is forecast to slow somewhat in 2016 to a pace we saw in 2013.

Source: Federal Reserve Bank of Philadelphia, Survey of Professional Forecasters

Job Growth - Portland Metro

1991 to 2015 November to November



In 2015 the pace of job growth in the Portland region shifted into a higher gear, creating jobs at a rate we haven't seen in almost twenty years.

**Want to join the distribution list?
Have questions? E-mail me!**

Christian Kaylor
Christian.R.Kaylor@oregon.gov