

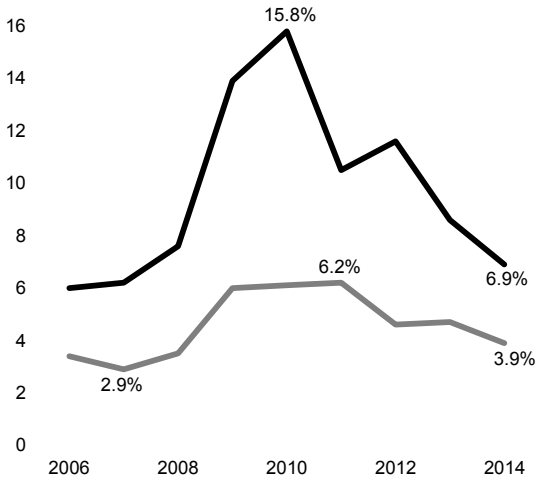
**Employment Growth—US Metros**

Dec 2014 to Dec 2015 : 50 Largest US Metros



**Unemployment Rate by Education**

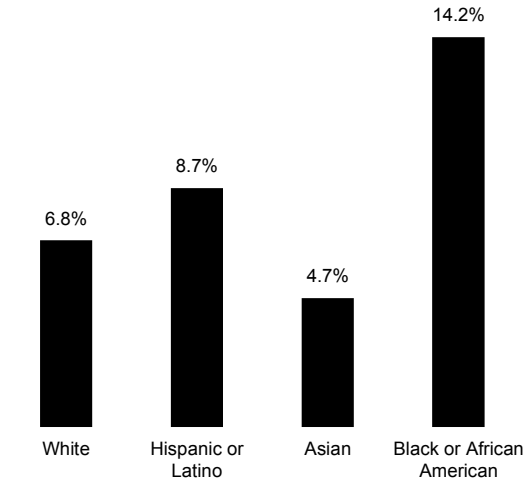
Portland Metro 2006 to 2014



Source: US Census, American Community Survey

**Unemployment by Race and Ethnicity**

Portland Metro 2014

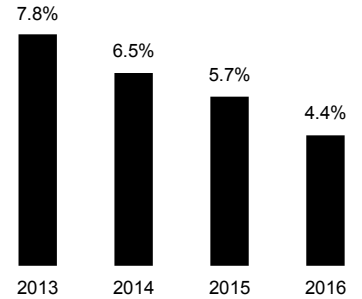


Source: US Census, American Community Survey

**EMPLOYMENT TRENDS**

**January Unemployment Rate**

Portland Metro - Seasonally adjusted



**Employment Growth**

Portland Metro

**Jan 2016**      **1,116,800**  
Growth            +34,000 (+3.1%)  
Year-over-year

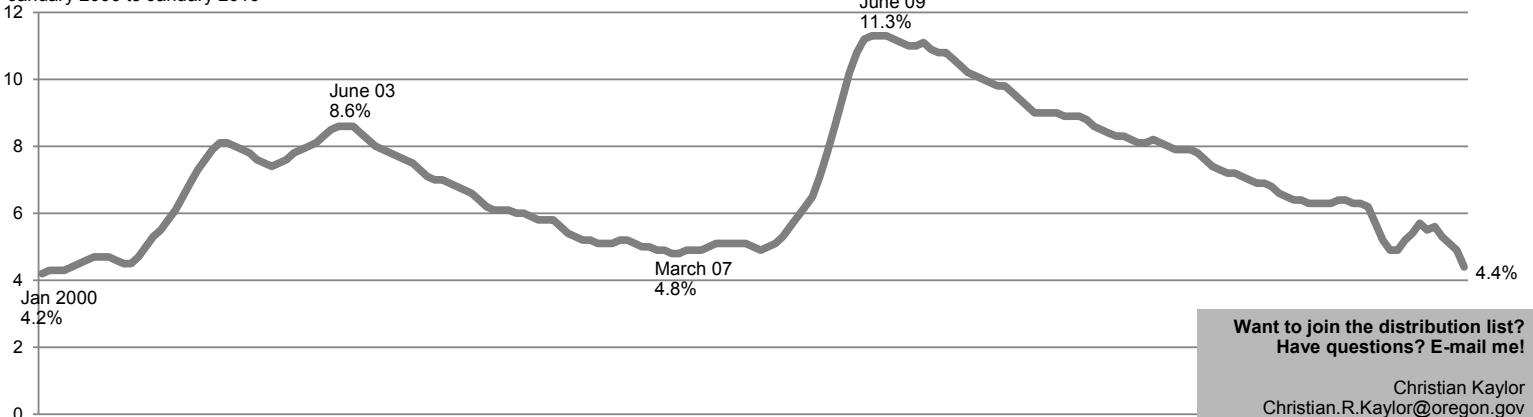
**Industry Growth**

Portland Metro - January  
Year-over-year growth (percentage)

Information	+2,200 (+9.4%)
Leisure & Hospitality	+4,900 (+4.6%)
Healthcare & Social Assistance	+5,300 (+4.1%)
Construction	+2,100 (+3.9%)
Professional & Business Services	+5,900 (+3.6%)
Financial Activities	+2,200 (+3.4%)
Manufacturing	+2,000 (+1.7%)
Transportation & Warehousing	+400 (+1.2%)

**Unemployment Rate - Portland Metro**

January 2000 to January 2016



**Want to join the distribution list?  
Have questions? E-mail me!**  
  
Christian Kaylor  
Christian.R.Kaylor@oregon.gov