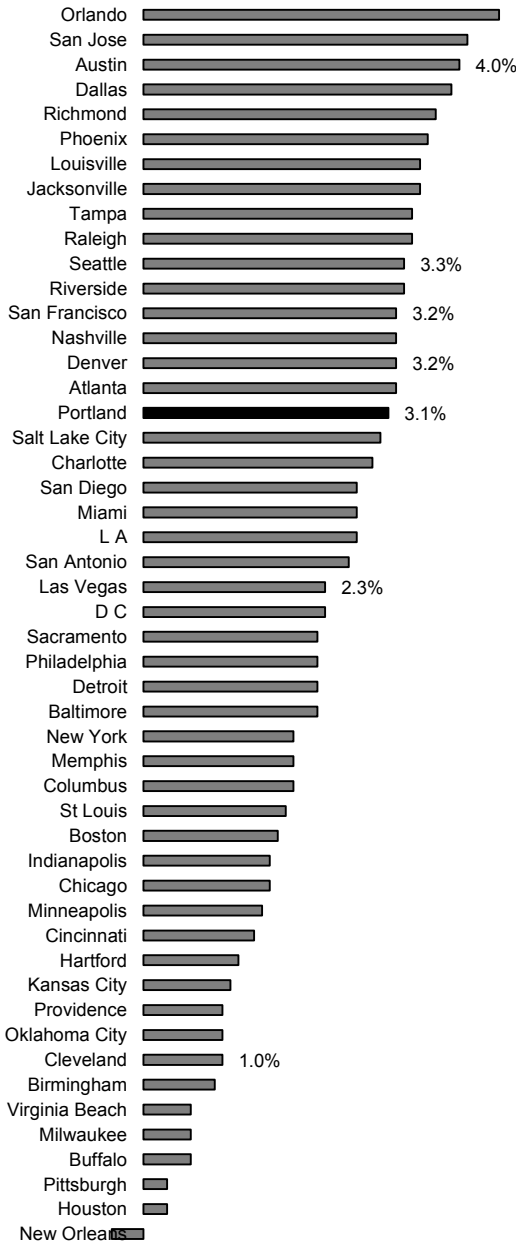


Employment Growth by U.S. Metro

50 Largest US Metros : April 2015 to April 2016



Staffing Services Employment Growth

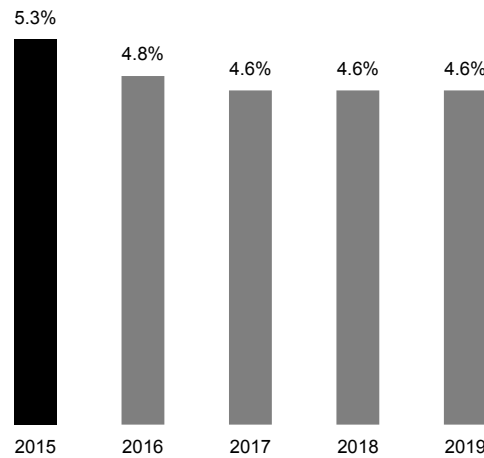
Portland Metro - 12 month change - 2004 to Current



In 2007, the staffing services (temporary labor) industry decline predicted the economic recession the next year.

U.S. Unemployment Rate Forecast

Federal Reserve of Philadelphia
Survey of Professional Forecasters

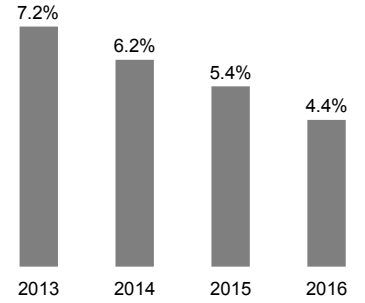


The Philadelphia Federal Reserve Bank surveys professional forecasters. The consensus is for low unemployment in the U.S. for the next few years.

EMPLOYMENT TRENDS

**May
Unemployment Rate**

Portland Metro - Seasonally adjusted



Employment Growth

Portland Metro

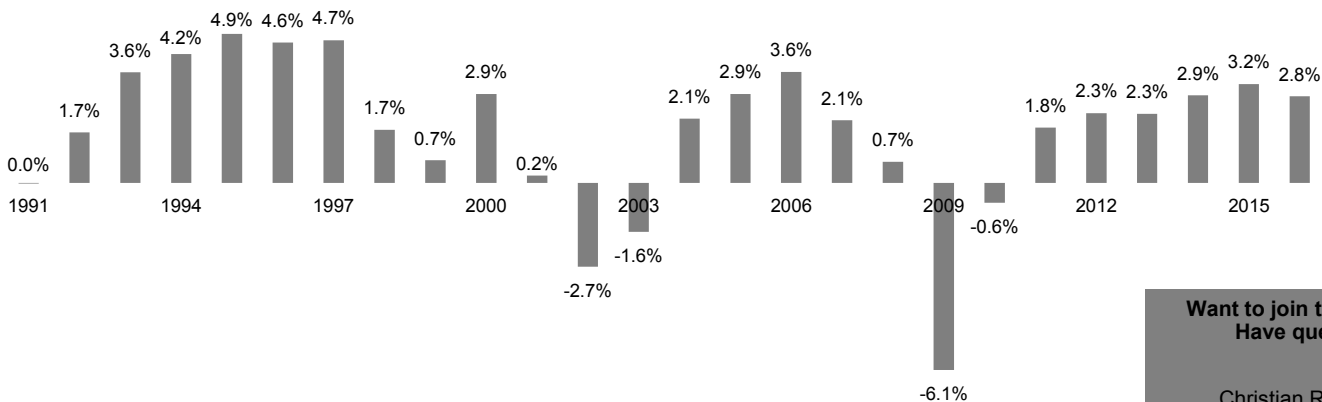
May 2016	1,141,600
Growth	+31,400 (+2.8%)
Year-over-year	

Industry Growth

Portland Metro - May
Year-over-year growth (percentage)

Construction	+5,100 (+9.3%)
Information	+1,900 (+7.9%)
Transportation & Warehousing	+2,100 (+6.2%)
Healthcare & Social Assistance	+4,800 (+3.6%)
Financial Activities	+2,000 (+3.0%)
Leisure & Hospitality	+3,300 (+2.9%)
Professional & Business Services	+4,100 (+2.4%)
Manufacturing	-600 (-0.5%)

Employment Growth - Portland Metro 1991 to 2016 : Year-over-year



**Want to join the distribution list?
Have questions? E-mail me!**

Christian Kaylor
Christian.R.Kaylor@oregon.gov