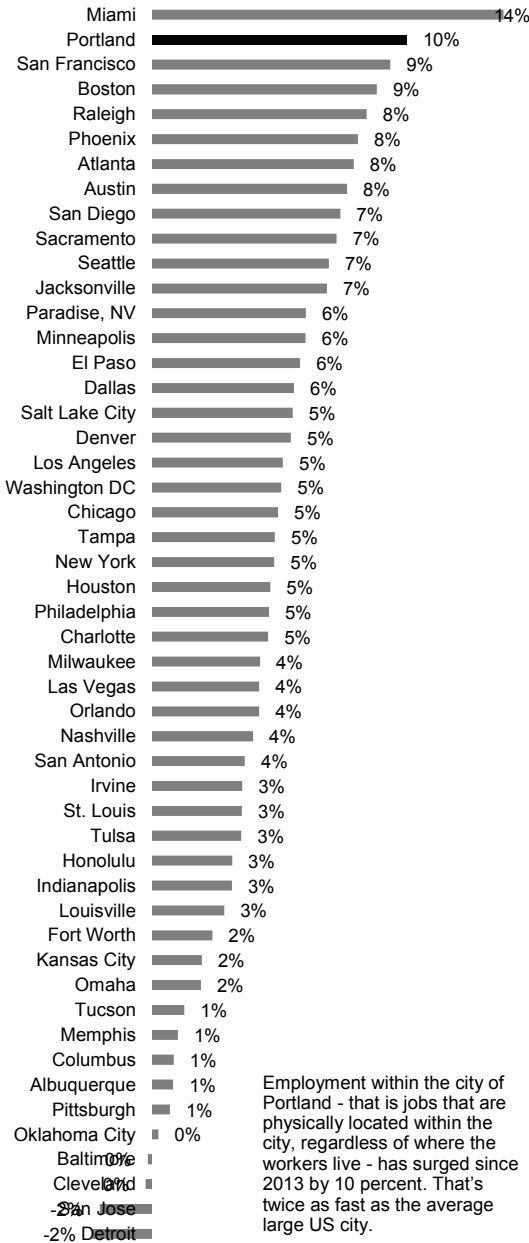


Employment Growth

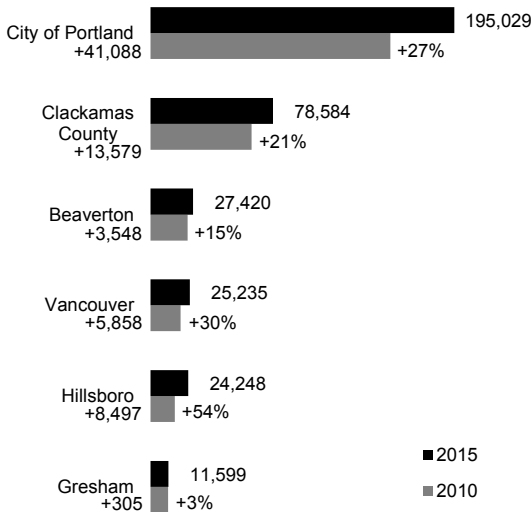
50 Largest US Cities : 2013 to 2015



Employment within the city of Portland - that is jobs that are physically located within the city, regardless of where the workers live - has surged since 2013 by 10 percent. That's twice as fast as the average large US city.

Population with a College Degree

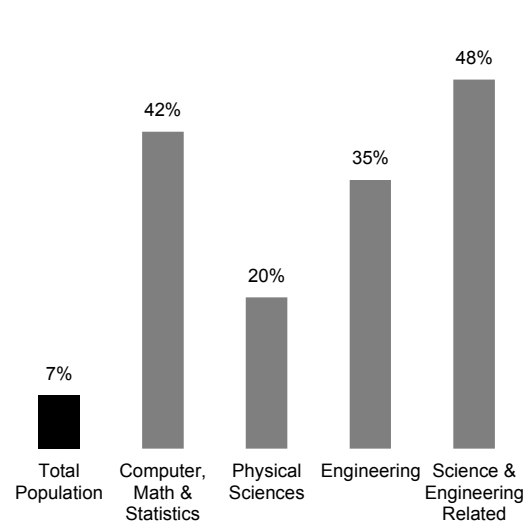
Age 25 to 64 - 2015 & 2010



The city of Portland added 41,088 people with college degrees that are workforce age from 2010 to 2015, a surge of 27%. Most communities in the region saw a similar increase.

Growth in STEM College Graduates

Portland Metro Region - College Major - 2010 to 2015

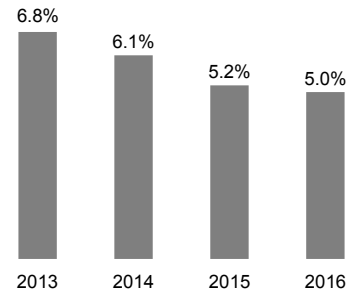


173,564 people in the region have a college degree in a STEM field, an increase of 47,722 since 2010. Compare this 38% increase with the 7% increase in overall population.

EMPLOYMENT TRENDS

October Unemployment Rate

Portland Metro - Seasonally adjusted



Employment Growth

Portland Metro

Oct 2016	1,148,900
Growth Year-over-year	+31,700 (+2.8%)

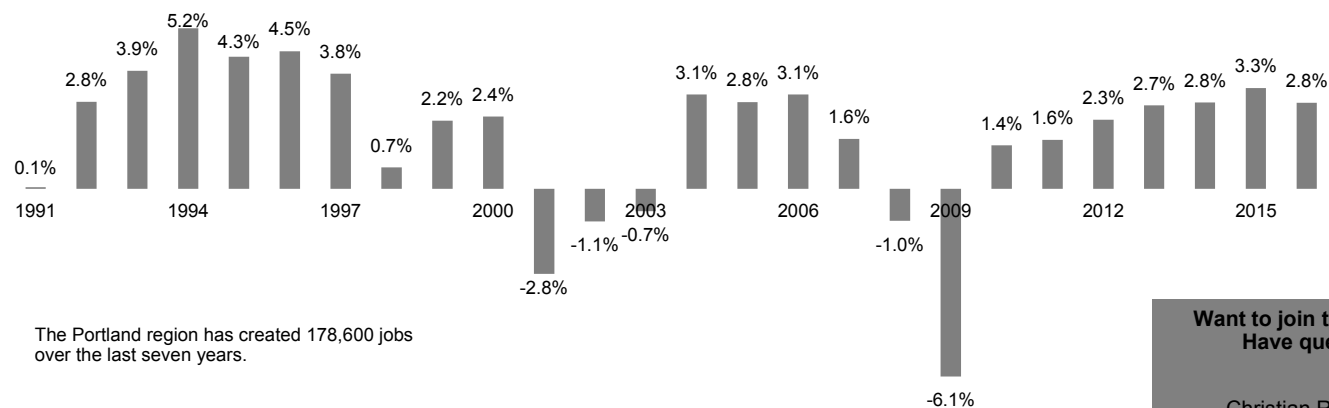
Industry Growth

Portland Metro - October Year-over-year growth (percentage)

Construction	+5,600 (+9.6%)
Healthcare & Social Assistance	+5,200 (+3.9%)
Leisure & Hospitality	+4,100 (+3.6%)
Information	+700 (+2.8%)
Professional & Business Services	+4,300 (+2.5%)
Financial Activities	+1,200 (+1.8%)
Transportation & Warehousing	+600 (+1.7%)
Manufacturing	+300 (+0.2%)

Chart sources: US Census ACS, tables S0804, S1501 and B15012

Employment Growth - Portland Metro 1991 to 2016 : Year-over-year



The Portland region has created 178,600 jobs over the last seven years.

Want to join the distribution list?
Have questions? E-mail me!

Christian Kaylor
Christian.R.Kaylor@oregon.gov