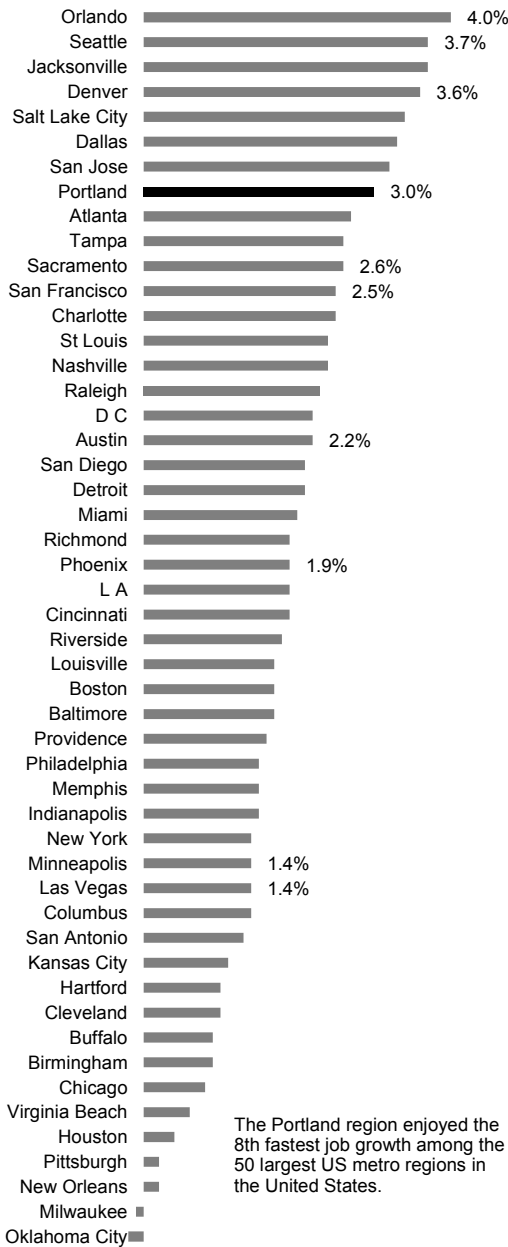


**Employment Growth by Metro**

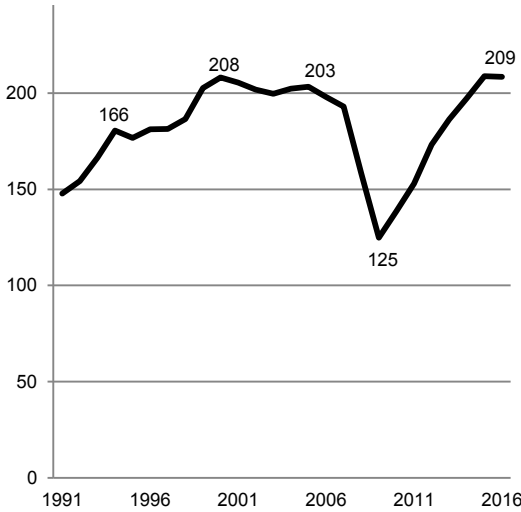
Oct 2015 to Oct 2016



The Portland region enjoyed the 8th fastest job growth among the 50 largest US metro regions in the United States.

**US Auto Sales**

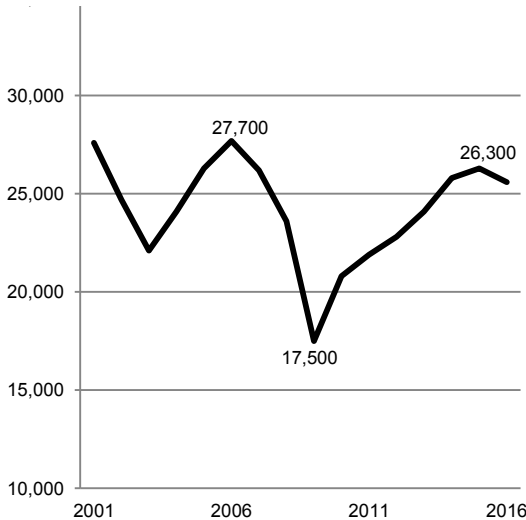
Million of Sales - 1991 to 2016



Vehicle sales is a leading economic indicator. The 2016 trend was flat. Vehicle sales last declined in 2006. (2016 is imputed) [fred.stlouisfed.org/series/ALTSALES](http://fred.stlouisfed.org/series/ALTSALES)

**Employment Services Industry**

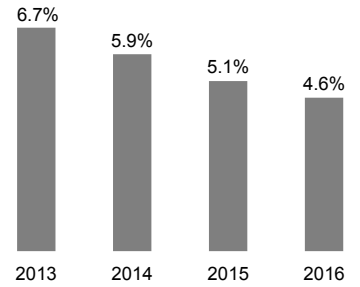
Portland Metro Employment - 2001 to 2016



The Employment Services industry (staffing companies) is a leading economic indicator. The last year we saw a reversal in growth was 2007. (2016 is imputed)

**EMPLOYMENT TRENDS**

**November Unemployment Rate**  
Portland Metro - Seasonally adjusted



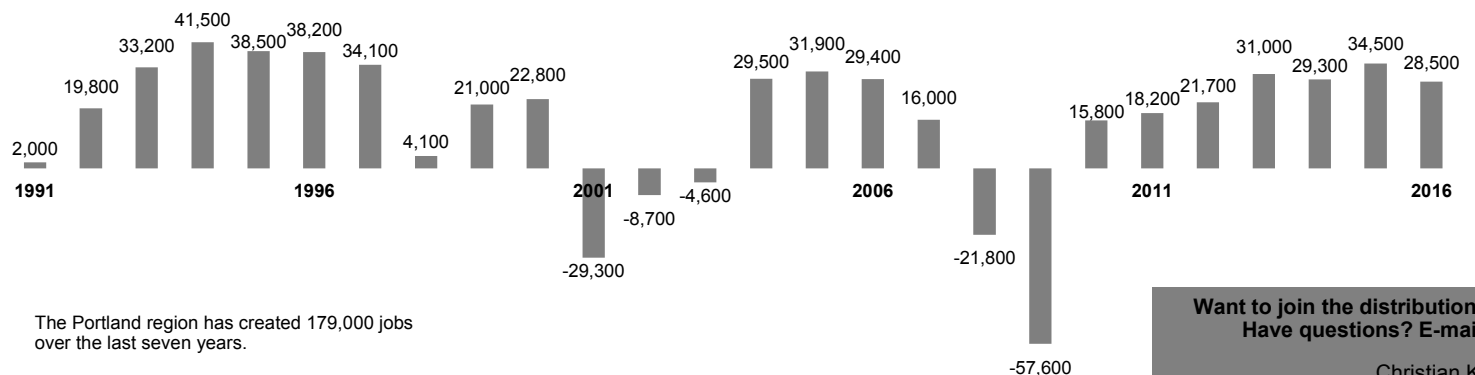
**Employment Growth**  
Portland Metro

**Nov 2016**      **1,160,900**  
Growth            +28,500 (+2.5%)  
Year-over-year

**Industry Growth**  
Portland Metro - November  
Year-over-year growth (percentage)

Construction	+6,100 (+10.6%)
Healthcare & Social Assistance	+4,700 (+3.5%)
Professional & Business Services	+5,500 (+3.2%)
Transportation & Warehousing	+1,000 (+2.8%)
Financial Activities	+1,700 (+2.5%)
Leisure & Hospitality	+2,300 (+2.0%)
Information	+200 (+0.8%)
Manufacturing	- 400 (-0.3%)

**Employment Growth - Portland Metro** 1991 to 2016 : Year-over-year



The Portland region has created 179,000 jobs over the last seven years.

**Want to join the distribution list?**  
**Have questions? E-mail me!**

Christian Kaylor  
Christian.R.Kaylor@oregon.gov