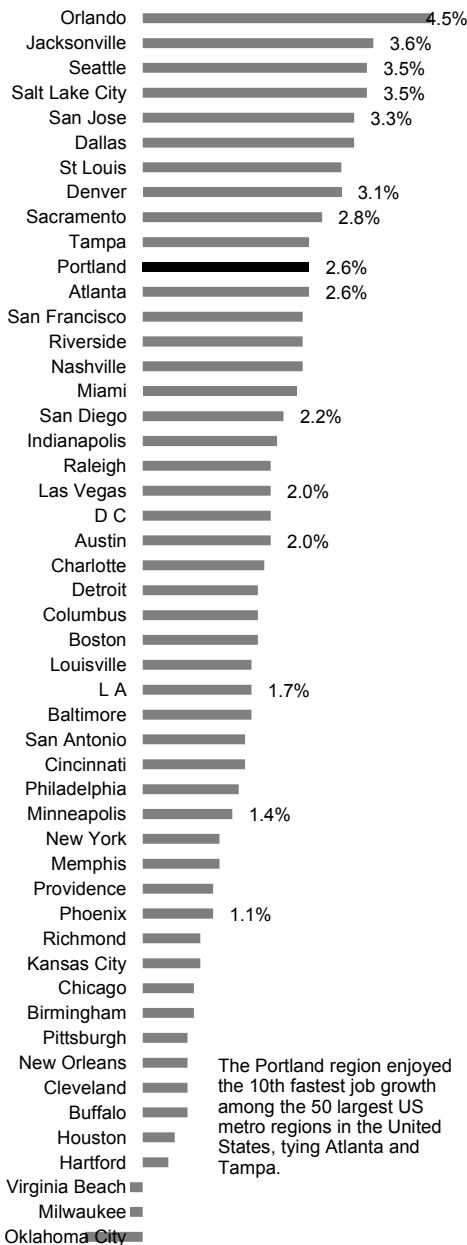


Employment Growth by Metro

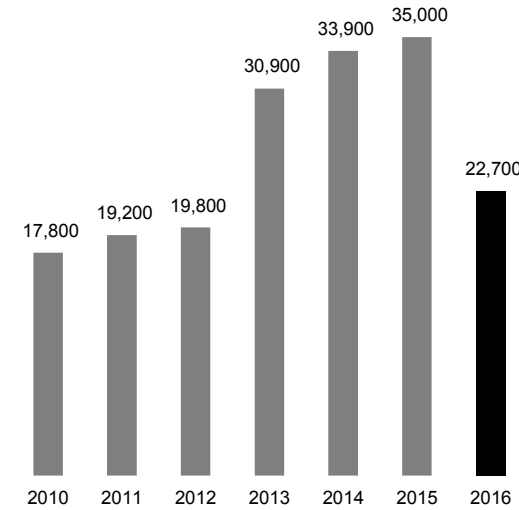
Nov 2015 to Nov 2016



The Portland region enjoyed the 10th fastest job growth among the 50 largest US metro regions in the United States, tying Atlanta and Tampa.

Employment Growth

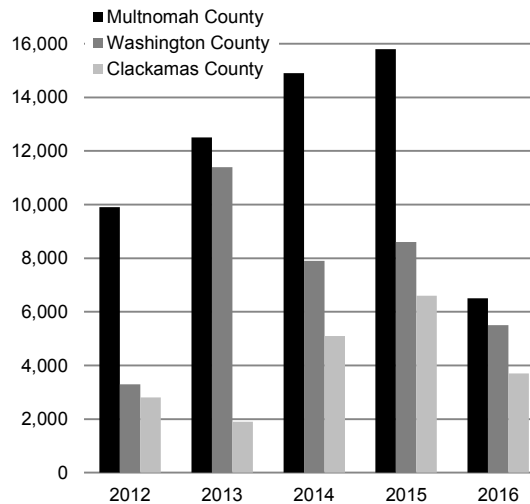
Portland Metro - December year over year growth



After strong job growth in 2015, preliminary 2016 data shows the pace of job creation slowing in 2016. The Portland region has created 179,300 jobs in the last seven years.

Employment Growth by County

Multnomah, Washington & Clackamas - 2012 to 2016

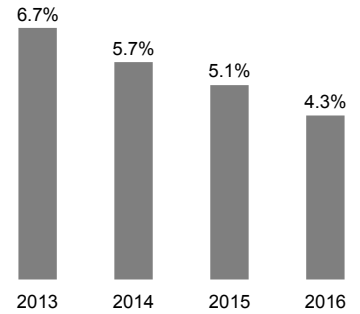


Multnomah County added 6,500 jobs in 2016, less than half the 15,800 jobs added in 2015. Clackamas and Washington counties also grew at a noticeably slower rate.

EMPLOYMENT TRENDS

December Unemployment Rate

Portland Metro - Seasonally adjusted



Employment Growth

Portland Metro

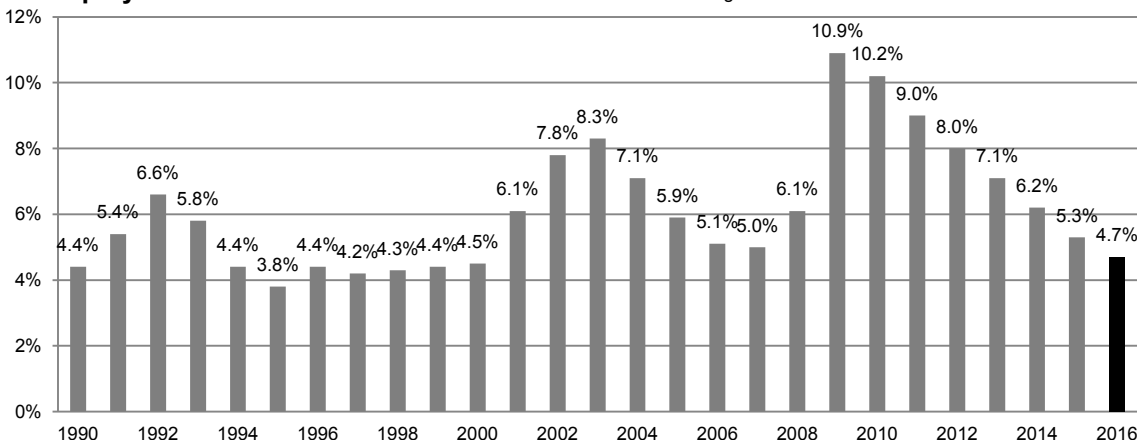
Dec 2016 **1,158,700**
Growth +22,700 (+2.0%)
Year-over-year

Industry Growth

Portland Metro - December
Year-over-year growth (percentage)

| | |
|----------------------------------|-----------------|
| Construction | +6,000 (+10.5%) |
| Financial Activities | +2,400 (+3.6%) |
| Healthcare & Social Assistance | +4,800 (+3.5%) |
| Professional & Business Services | +5,000 (+2.9%) |
| Transportation & Warehousing | +800 (+2.2%) |
| Information | +400 (+1.6%) |
| Leisure & Hospitality | +800 (+0.7%) |
| Manufacturing | -1,700 (-1.4%) |

Unemployment Rate - Portland Metro 1990 to 2016 Annual Average



Want to join the distribution list?
Have questions? E-mail me!

Christian Kaylor
Christian.R.Kaylor@oregon.gov