
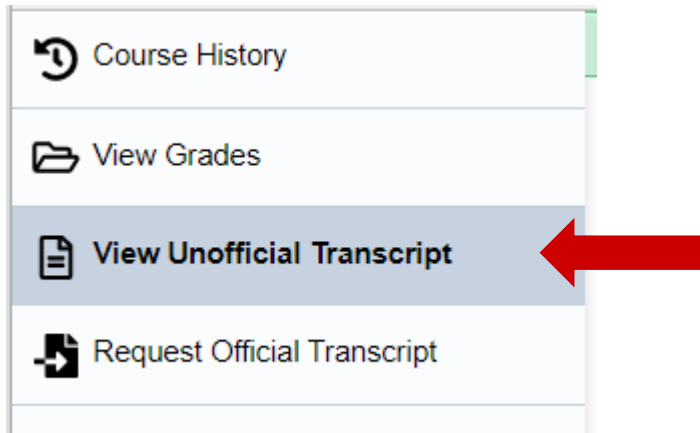


How to View your Unofficial Transcript in MyGeorgeFox

1. Log into MyGeorgeFox (my.georgefox.edu) using your GFU username and password.
2. If you're a current student, click ACADEMIC RECORDS, otherwise click the STUDENT RESOURCES tile.



3. Click VIEW UNOFFICIAL TRANSCRIPT in the left navigation menu.



4. Click SUBMIT.

NEW REQUEST

Submit

Report Type

Unofficial Transcript ▾

Information For Students




This transcript report is intended for unofficial use only. Unofficial transcripts will generate and open in a new window. Please ensure that your pop-up blocker is turned off in order to view the PDF version of your unofficial transcript. Official transcripts can be ordered online by clicking the "Transcripts" link under Student Resources or Alumni Resources on the homepage in MyGFU.

To view reports, your device should allow popups and have a PDF viewer.

5. If the transcript doesn't open in a new tab, you'll need to allow pop-ups on your browser. Then select the report and click VIEW REPORT.

PREVIOUS REQUESTS

[View Report](#) [Delete](#)

<input type="checkbox"/>	Request Date 	Request Number 	Description 
<input checked="" type="checkbox"/>	12/10/2019	282147	Unofficial Transcript
<input type="checkbox"/>	12/10/2019	282146	Unofficial Transcript