



# FoxTALE: Tracking Student Participation

George Fox University | georgefox.edu

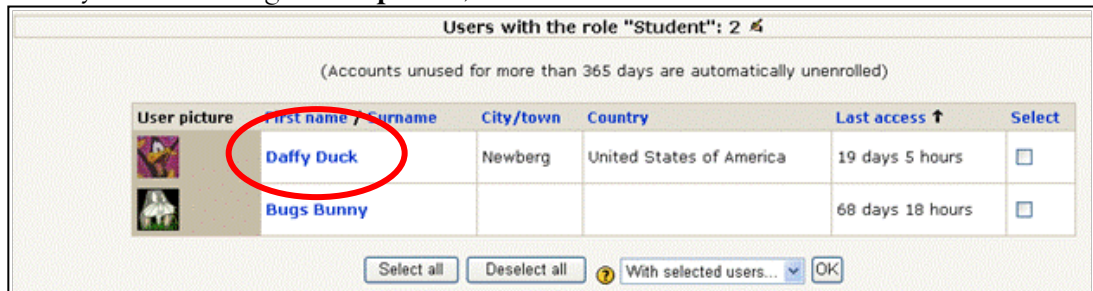
## How do I track students' participation in forum postings, replies, and other course activities?

If you would like to monitor how much a student is participating in forum postings, replies and other course activities, there is a report in FoxTALE that gives you this data. After you log in to FoxTALE and navigate to your course, follow this path:

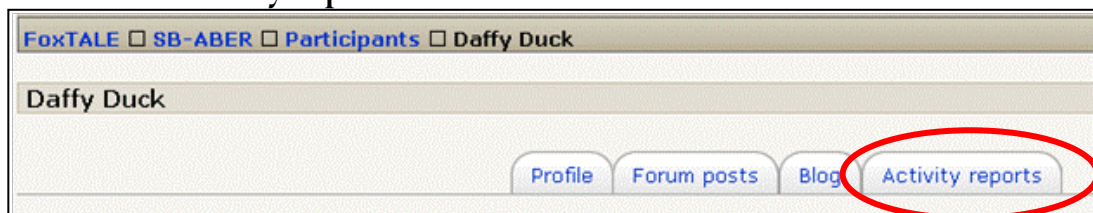
1. Click **Participants** (usually in the upper left corner of the course's home page).



2. Under **Students**, click on the student's name. (**Note:** If you are reviewing the entire class, you'll want to go to **Reports.**)

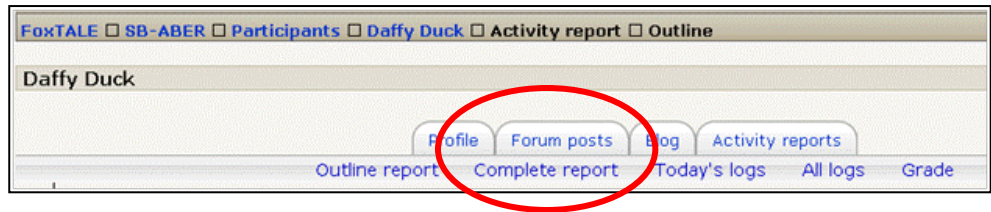


3. Click on the **Activity reports** tab.





- Click on the **Complete report** tab to view all course activities, or click on the **Forum posts** tab to view forum participation.



- If you click on **Forum posts**, you will see detailed information on the student's participation per forum. You can choose to see the student's participation with **Posts** (replying to a post or discussion) or **Discussions** (adding a new topic or discussion).



## More Details

If you would like to see more details for the student, you can view the course logs to see a dated and time-stamped record of every action the student has taken in your course. After clicking the **Activity reports** tab (step 3 above), click on **Today's logs**, **All logs** or **Statistics**.



## Other Detailed Reports

You can also access course logs by clicking the **Reports** link under **Administration** (usually found on the left side of the course's home page).

The selection screen allows you to customize the resulting information. For example, you could view the entire class's participation in a forum.

