



Moodle Community: Create Your Account

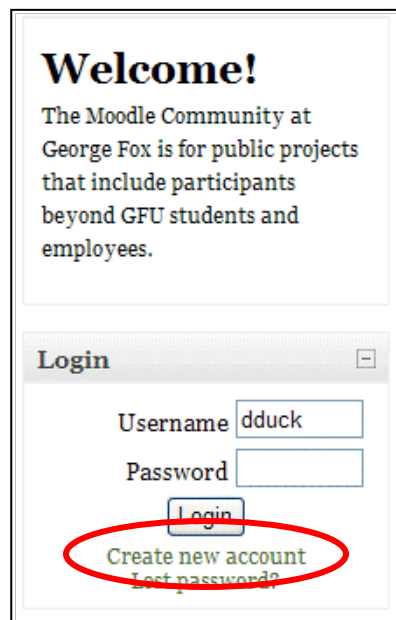
George Fox University | georgefox.edu

Create Your Own Account for Moodle Community

Moodle Community is a standalone FoxTALE site for public projects that include participants beyond GFU students and employees. You create your own login account for Moodle Community.

Instructions for Creating Your Account

1. Have your email address ready. If you don't have an email address, you can create one at a service like <http://mail.google.com>.
2. Using the Firefox browser, go to <http://foxtale.georgefox.edu/moodle-community>.
(Go to <http://www.mozilla.com/en-US/firefox/> for a free download of the Firefox browser.)
3. Select **Create new account** at the **Login** on the right side of the screen.

A screenshot of the Moodle Community login page. At the top, it says "Welcome!" followed by a description: "The Moodle Community at George Fox is for public projects that include participants beyond GFU students and employees." Below this is a "Login" section with a title bar and a close button. It contains a "Username" field with the text "dduck", a "Password" field, a "Login" button, and a "Create new account" link. The "Create new account" link is circled in red. There is also a "Lost password?" link below it.



4. Fill out the account form and submit by clicking the **Create my new account** button:

Choose your username and password

Username*

Password* Unmask

More details

Email address*

Email (again)*

First name*

Last name*

City/town*

Country*

5. This produces a notification that an email from **Moodle Administrator** has been sent to you:

Confirm your account

An email should have been sent to your address at

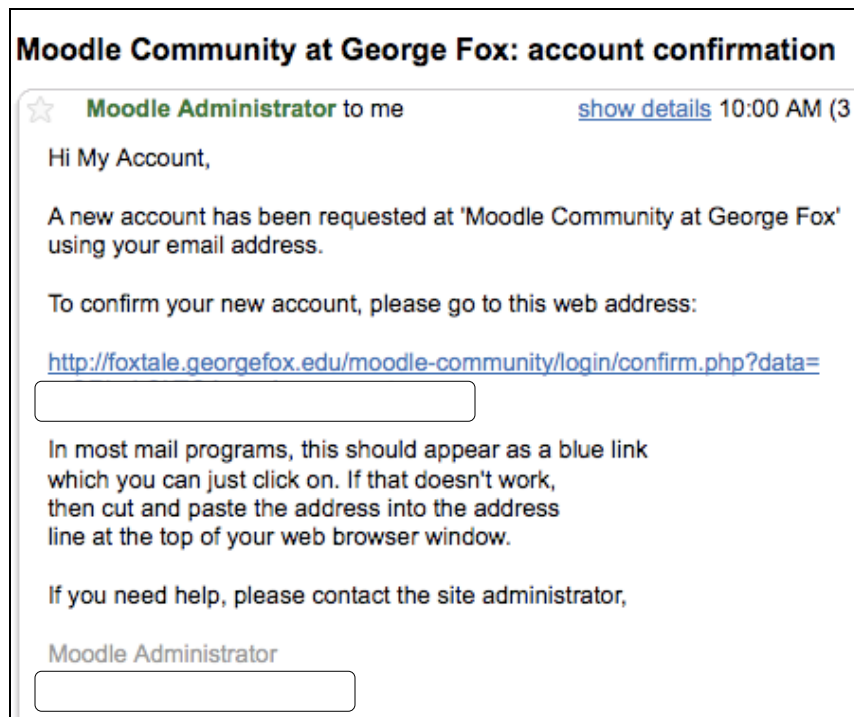
It contains easy instructions to complete your registration.

If you continue to have difficulty, contact the site administrator.

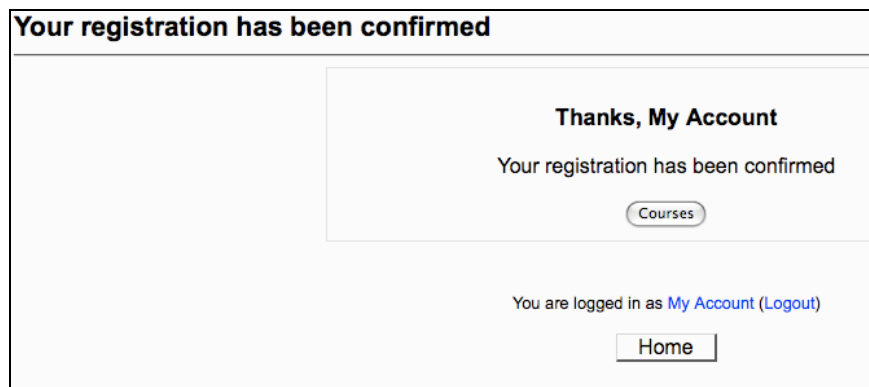
You are not logged in. ([Login](#))



- 6. You'll use the instructions in that email to complete your account registration:



- 7. Clicking on the web address in your email (do not attempt to use the link in this tip sheet) will complete your account and log you into Moodle Community:



- 8. Click on the **Home** button to produce a list of the sites in Moodle Community. See the tip sheet, *Logging into FoxTALE Moodle Community*, for instructions on finding your site.